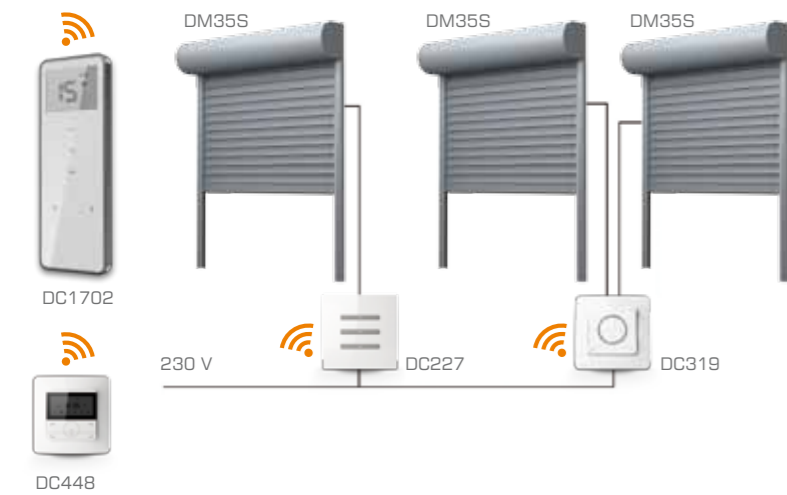


ROLLER SHUTTER CONTROLLERS

Roller shutters are controlled with flush-mounted switches with an integrated radio receiver



Description:
Individual control of a single roller shutter using a flush-mounted switch with an integrated radio receiver (DC227) and a portable transmitter; control of two roller shutters using a flush-mounted switch with an integrated radio receiver (DC319) and a portable transmitter, control of all roller shutters using a portable or wall-mounted, 5 or 15 channels transmitter; control of all roller shutters using a timer (DC448, DC661 or DC920).

Components:
- motor DM, series S, SD, BD, M
- flush-mounted switch with an integrated radio receiver
- portable or wall-mounted transmitters, DC series
- timer, DC series

Controlling many roller shutters using portable/wall-mounted transmitters or timer



Description:
Individual control of a single roller shutter using a portable or wall-mounted transmitter; control of two roller shutters using a transmitter (DC230 or DC316); control of all roller shutters using a portable or wall-mounted, 5 or 15 channels transmitter; control of all roller shutters using a timer (DC448, DC661 or DC920).

Components:
- motors DM EV/Y, R or RM series
- portable or wall-mounted transmitters, DC series
- timer (DC series)

Controlling single gate using the DC256 control unit



Description:
Controlling single gate using a 1-channel radio control unit DC256 or a dedicated portable transmitter DC115B. Possibility to control the drive using the switch on the unit housing.

Components:
- motor DM series S, SD, BD, M
- 1-channel control unit DC256
- 4-channel key fob with secure code DC115B

MOTORS

S Series	Mechanical limit switches					
Model	Torque [Nm]	Speed [1/min]	Power consumption [W]	Current consumption [A]	Ø [mm]	Motor length [mm]
DM35S-6/28	6	28	121	0,53	35	473
DM35S-10/17	10	17	121	0,53	35	473
DM35SD-10/17	10	17	121	0,53	35	423
DM45S-10/15	10	15	112	0,49	45	486
DM45SD-10/15	10	15	122	0,53	45	375
DM45S-20/15	20	15	145	0,64	45	486
DM45S-40/15	40	15	198	0,86	45	556

R Series	Mechanical, radio-controlled limit switches					
Model	Torque [Nm]	Speed [1/min]	Power consumption [W]	Current consumption [A]	Ø [mm]	Motor length [mm]
DM35R-6/28	6	28	121	0,53	35	593
DM35R-10/17	10	17	121	0,53	35	593
DM45R-10/15	10	15	112	0,49	45	626
DM45R-20/15	20	15	145	0,64	45	626
DM45R-40/15	40	15	198	0,86	45	656

BD Series	Electronic limit switches, obstacle detection, possibility to connect up to 10 motors to one switch					
Model	Torque [Nm]	Speed [1/min]	Power consumption [W]	Current consumption [A]	Ø [mm]	Motor length [mm]
DM35BD-10/17	10	17	121	0,53	35	593
DM45BD-10/15	10	15	113	0,48	45	626
DM45BD-20/15	20	15	161	0,69	45	626
DM45BD-40/15	40	12	218	0,95	45	656

EV/Y Series	Electronic limit switches, obstacle detection, radio control, possibility to control with a pulse switch					
Model	Torque [Nm]	Speed [1/min]	Power consumption [W]	Current consumption [A]	Ø [mm]	Motor length [mm]
DM35EV/Y-6/28	6	28	121	0,53	35	593
DM35EV/Y-10/17	10	17	121	0,53	35	593
DM45EV/Y-10/15	10	15	113	0,48	45	626
DM45EV/Y-20/15	20	15	161	0,69	45	626
DM45EV/Y-40/15	40	15	228	0,99	45	656

M Series	Mechanical limit switches, ANR emergency manual drive					
Model	Torque [Nm]	Speed [1/min]	Power consumption [W]	Current consumption [A]	Ø [mm]	Motor length [mm]
DM45M-20/15	20	15	145	0,64	45	560
DM45M-40/15	40	15	198	0,86	45	620
DM55M-60/12	60	12	320	1,39	55	619
DM55M-80/12	80	12	396	1,71	55	639
DM55M-100/10	100	10	385	1,68	55	639
DM59M-120/9	120	9	350	1,56	59	667

RM Series	Mechanical limit switches, ANR emergency manual drive, radio control					
Model	Torque [Nm]	Speed [1/min]	Power consumption [W]	Current consumption [A]	Ø [mm]	Motor length [mm]
DM45RM-20/15	20	15	145	0,64	45	760
DM45RM-40/15	40	15	198	0,86	45	790
DM55RM-60/12	60	12	320	1,39	55	819
DM55RM-80/12	80	12	396	1,71	55	839
DM55RM-100/10	100	10	385	1,68	55	839
DM59RM-120/9	120	9	350	1,56	59	817



- ✓ reliable mechanism
- ✓ modern design
- ✓ safe and easy to use

CONTROL SYSTEMS

ROLLER SHUTTER AND GATE SYSTEMS

Aluprof S.A. offer includes a full range of accessories that are necessary for the fabrication of roller shutters and garage doors. Our years of experience in the industry has enabled us to develop good relationships with major suppliers so that our Customers could enjoy a wide range of products.

Flexible solutions and ease of use are the watchwords which became our motto in designing roller shutter drives. That's why we give you the opportunity to choose the appropriate methods of opening / closing your roller shutters.

Drives for garage doors offered by Aluprof / grilles are strong, reliable and durable. The built-in ANR mechanism (Emergency Manual Drive) allows you to raise or lower the gate in case of power failure. Simple and reliable design ensures durability and quiet operation.



PORTABLE TRANSMITTERS



1-channel portable transmitter
activates 1 device [group] of automation, range up to 200 m in the open air, up to 35 m in the room.
Works with the following motors: DM35R, DM35EV/Y, DM45R, DM45EV/Y, DM45RM, DM55RM and DM59RM.



5-channel portable transmitter
activates 5 devices [groups] of automation, range up to 200 m in the open air, up to 35 m in the room.
Works with the following motors: DM35R, DM35EV/Y, DM45R, DM45EWT, DM45RM, DM55RM and DM59RM.



15-channel portable transmitter
activates 15 devices [groups] of automation, range up to 200 m in the open air, up to 35 m in the room.
Works with the following motors: DM35R, DM35EV/Y, DM45R, DM45EV/Y, DM45RM, DM55RM and DM59RM.



5-channel portable transmitter - timer
portable with LCD display. Activates 5 devices [groups] of automation. Possibility to programme tailored hours of lifting & lowering, range up to 200 m in the open air, up to 35 m in the room.
Works with the following motors: DM35R, DM35EV/Y, DM45R, DM45EV/Y, DM45RM, DM55RM and DM59RM.



Miniature portable transmitter
range up to 200 m in the open air, up to 35 m in the room.
Works with the following motors: DM35R, DM35EV/Y, DM45R, DM45EV/Y, DM45RM, DM55RM and DM59RM.

The DC115B transmitter works only with the DC256 unit.

WALL-MOUNTED TRANSMITTERS



DC315 1-channel wall-mounted transmitter
DC316 2-channel wall-mounted transmitter
DC317 15-channel wall-mounted transmitter
DC448 Wall-mounted transmitter - 5-channel timer
DC229 1-channel wall-mounted transmitter
DC230 2-channel wall-mounted transmitter
DC559 15-channel wall-mounted transmitter
DC661 Wall-mounted transmitter - 5-channel timer

FLUSH-MOUNTED SWITCHES WITH AN INTEGRATED RADIO RECEIVER



DC318 Flush-mounted switch with an integrated radio receiver, activates one device
DC319 Flush-mounted switch with an integrated radio receiver, activates two devices
DC227 Flush-mounted switch with an integrated radio receiver, activates one device
DC228 Flush-mounted switch with an integrated radio receiver, activates two devices


RADIO CONTROL UNIT



DC50 Radio control unit to control one drive
DC114 Surface-mounted radio control unit to control one drive
DC256 Surface-mounted radio control unit to control one drive (works only with miniature transmitter DC115B)


ROLLER SHUTTER CONTROLLERS

Controlling single roller shutter using a portable or wall-mounted transmitter



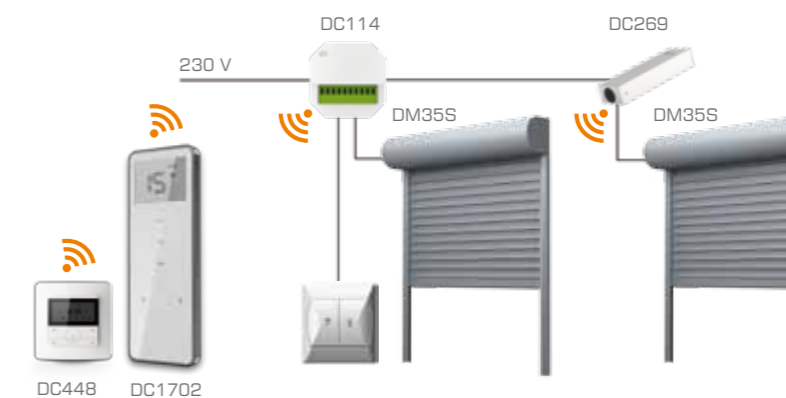
Description:
Controlling single roller shutter using a portable or wall-mounted transmitter.
Components:
- DM motor, series EV/Y, R or RM
- portable or wall-mounted transmitters, DC series

Controlling single roller shutter using pulse rocker switch and portable or wall-mounted transmitter



Description:
Individual control of a single roller shutter using pulse rocker switch or key switch and portable or wall-mounted transmitter.
Components:
- DM motor, series EV/Y
- portable or wall-mounted transmitters, DC series
- pulse rocker switch or key switch

Controlling roller shutters using DC series radio control units



Description:
Individual control of a single roller shutter using radio control unit and portable or wall-mounted transmitter; control of all roller shutters using portable or wall-mounted, 5 or 15 channel transmitter; control of all roller shutters using timer (DC448, DC661 or DC920).
Components:
- motor DM series S, SD, BD, M
- radio control unit
- portable or wall-mounted transmitters, DC series
- timer DC series